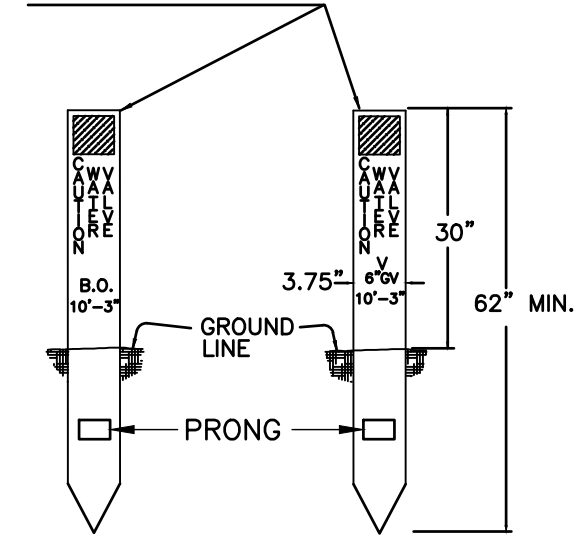
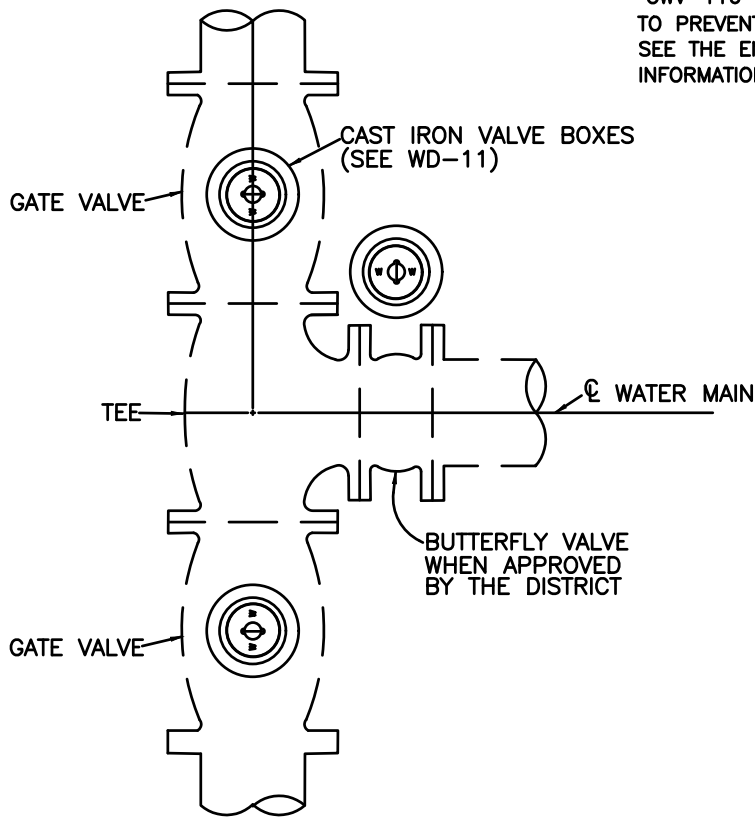


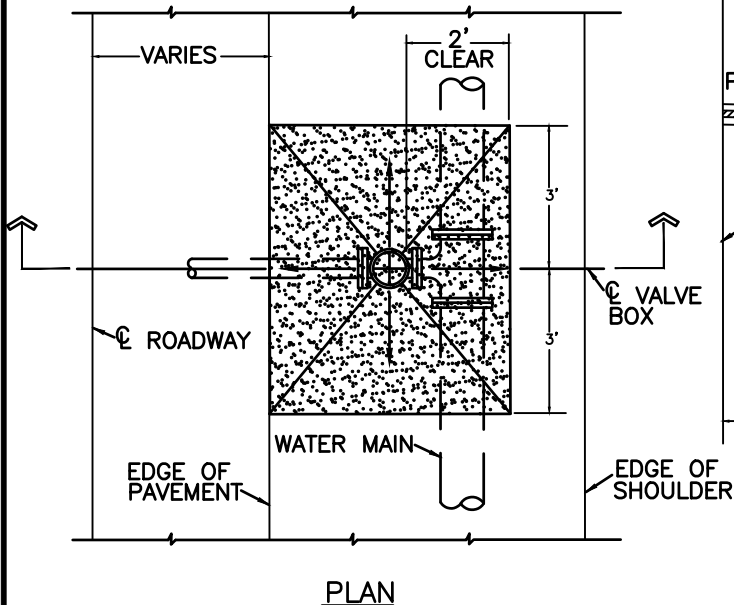
"CARSONITE CUM-375" OR EQUAL BLUE MARKER WITH 1-1/2" HIGH STENCILED LETTERING, 3" X 3" HI-INTENSITY WHITE REFLECTIVE SHEET, "CWV-116 - CAUTION WATER VALVE" DECAL, AND PRONG AT BASE TO PREVENT PULL-OUT. INSTALL WITH CRM POST DRIVER. SEE THE ENGINEERING SPECIFICATIONS FOR ADDITIONAL INFORMATION.



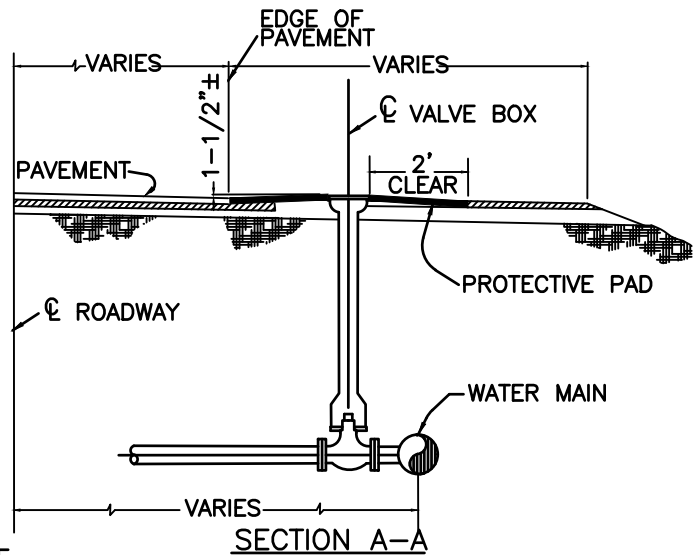
FRONT VIEW (FOR BLOW-OFF ASSEMBLY) FRONT VIEW (FOR GATE VALVE)

VALVE AND BLOW-OFF MARKER

VALVE BOX COVER PLACEMENT



PLAN



SECTION A-A

NOTES:

1. PROTECTIVE PAD SHALL BE 2" CLASS B ASPHALT CEMENT CONCRETE.
2. TOP EDGE OF PROTECTIVE PAD SHALL MATCH ADJACENT GRADE.

VALVE BOX PROTECTIVE PAD

CROSS VALLEY WATER DISTRICT
STANDARD WATER DETAILS

VALVE BOX COVER, PROTECTIVE
PAD & MARKER POST

WD-11D

NOT TO SCALE

JULY 2023